



## Modular Cooking Range Line thermaline 85 - 4 Zone Induction Top, 1 Side, Backsplash

ITEM # \_\_\_\_\_

MODEL # \_\_\_\_\_

NAME # \_\_\_\_\_

SIS # \_\_\_\_\_

AIA # \_\_\_\_\_



**588509**  
(MBIDBBHOAO) Induction top, 4 zones, one-side operated with backslash

### Short Form Specification

**Item No.** \_\_\_\_\_

Unit constructed according to DIN 18860\_2 with 20 mm drop nose top. Internal frame for heavy duty sturdiness in 2 mm and 3 mm in 1.4301 (AISI 304). 2 mm top in 1.4301 (AISI 304). Flat surface construction, easily cleanable. THERMODUL connection system enables seamless worktop when units are connected and avoids soil penetrating. Smooth glass ceramic surface without any "dead" spots allows for quick and easy cleaning. Features 9 power levels with fast deployment to full heating power and very low heat dissipation to kitchen. Overheat protection switches off the supply in case of overheating. Metal knobs with embedded hygienic silicon "soft" grip enable easier handling and cleaning.

IPX5 water resistance certification.

Configuration: One side operated top with backslash. The base needs to be supplied by the factory. Please include appropriate base.

### Main Features

- Fast deployment with full heating power immediately.
- Low heat dissipation to the kitchen.
- Overheat protection: a temperature sensor switches off the supply in case of overheating.
- Pans can easily be moved from one area to another without lifting.
- The smooth glass-ceramic surface can be quickly and easily cleaned, thus providing maximum hygiene.
- All major components may be easily accessed from the front.
- THERMODUL connection system creates a seamless work top when units are connected to each other thus avoiding soil penetrating vital components and facilitating the removal of units in case of replacement or service.
- Metal knobs with embedded hygienic "soft-touch" grip for easier handling and cleaning. The special design of the controls prevents infiltration of liquids or soil into vital components.
- 9 power levels.

### Construction

- Control light for each zone.
- 2 mm top in 1.4301 (AISI 304).
- Flat surface construction with minimal hidden areas to easily clean all surfaces
- Internal frame for heavy duty sturdiness in 1.4301 (AISI 304).
- Unit constructed according to DIN 18860\_2 with 20 mm drop nose top.
- IPX5 water resistance certification.

### Sustainability



- This model is compliant with Swiss Energy Efficiency Ordinance (730.02).

### Optional Accessories

- Scraper for cook tops PNC 910601
- Connecting rail kit for appliances with backslash, 850mm PNC 912498
- Portioning shelf, 800mm width PNC 912526
- Portioning shelf, 800mm width PNC 912556
- Folding shelf, 300x850mm PNC 912579
- Folding shelf, 400x850mm PNC 912580
- Fixed side shelf, 200x850mm PNC 912586
- Fixed side shelf, 300x850mm PNC 912587
- Fixed side shelf, 400x850mm PNC 912588
- Back panel, 800x700mm, for tops and units with backslash PNC 913013
- Endrail kit, flush-fitting, with backslash, left PNC 913115

APPROVAL: \_\_\_\_\_





**Electrolux**  
PROFESSIONAL

## Modular Cooking Range Line thermaline 85 - 4 Zone Induction Top, 1 Side, Backsplash

- Endrail kit, flush-fitting, with backsplash, right PNC 913116
- Endrail kit (12mm) for thermaline 85 units with backsplash, left PNC 913206
- Endrail kit (12mm) for thermaline 85 units with backsplash, right PNC 913207
- U-clamping rail for back-to-back installations with backsplash PNC 913226
- INSERT.PROFILE,D850,TL-OTHER BRANDS PNC 913231
- SIDE PANEL TL85 WALL MOUNT. (L) H400 PNC 913632
- SIDE PANEL TL85 WALL MOUNT. (R) H400 PNC 913633
- SIDEPANEL TL85 WALLMOUNT (L)H400,FLUSHFIT PNC 913634
- SIDE PANEL TL85 WALL MOUNT. (R) H400,FL PNC 913635
- ADD. WALL MOUNT. FIXATION USA PNC 913640
- TL85/90 WALL MOUNTING KIT - TOP 800MM PNC 913652
- - NOT TRANSLATED - PNC 913677

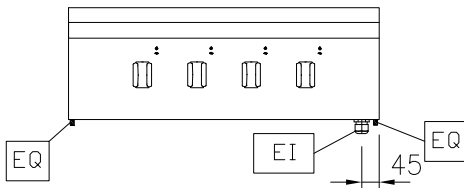


Modular Cooking Range Line  
thermaline 85 - 4 Zone Induction Top, 1 Side, Backsplash

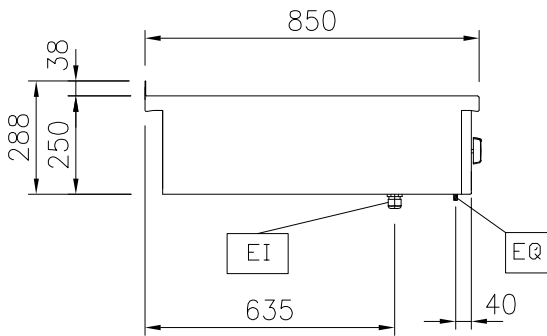
The company reserves the right to make modifications to the products without prior notice. All information correct at time of printing.

2026.03.16

Front

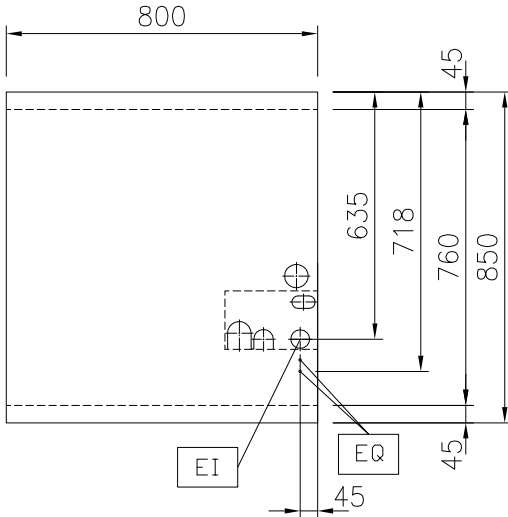


Side



EI = Electrical inlet (power)  
 EQ = Equipotential screw

Top



## Electric

Supply voltage: 400 V/3N ph/50/60 Hz  
 Total Watts: 20 kW

## Key Information:

External dimensions, Width: 800 mm  
 External dimensions, Depth: 850 mm  
 External dimensions, Height: 250 mm  
 Net weight: 100 kg  
 Configuration: One-Side Operated;Top  
 Front Plates Power: 5 - 5 kW  
 Back Plates Power: 5 - 5 kW  
 Front Plates dimensions: 320x330 320x330  
 Back Plates dimensions: 320x330 320x330

## Sustainability

Current consumption: 30 Amps

**Optional Accessories**

- Scraper for cook tops PNC 910601
- Connecting rail kit for appliances with backsplash, 850mm PNC 912498
- Portioning shelf, 800mm width PNC 912526
- Portioning shelf, 800mm width PNC 912556
- Folding shelf, 300x850mm PNC 912579
- Folding shelf, 400x850mm PNC 912580
- Fixed side shelf, 200x850mm PNC 912586
- Fixed side shelf, 300x850mm PNC 912587
- Fixed side shelf, 400x850mm PNC 912588
- Back panel, 800x700mm, for tops and units with backsplash PNC 913013
- Endrail kit, flush-fitting, with backsplash, left PNC 913115
- Endrail kit, flush-fitting, with backsplash, right PNC 913116
- Endrail kit (12mm) for thermaline 85 units with backsplash, left PNC 913206
- Endrail kit (12mm) for thermaline 85 units with backsplash, right PNC 913207
- U-clamping rail for back-to-back installations with backsplash PNC 913226
- INSERT.PROFILE,D850,TL-OTHER BRANDS PNC 913231
- SIDE PANEL TL85 WALL MOUNT. (L) H400 PNC 913632
- SIDE PANEL TL85 WALL MOUNT. (R) H400 PNC 913633
- SIDE PANEL TL85 WALLMOUNT(L) H400,FLUSHFIT PNC 913634
- SIDE PANEL TL85 WALL MOUNT. (R) H400,FL PNC 913635
- ADD. WALL MOUNT. FIXATION USA PNC 913640
- TL85/90 WALL MOUNTING KIT - TOP 800MM PNC 913652
- - NOT TRANSLATED - PNC 913677